2025 AP® 3-D Art and Design

Sustained Investigation and Selected Works

Written Evidence

Sustained Investigation

Identify the inquiry that guided your sustained investigation.

Response:

My overwhelming human experience can be found in teeth and dental symbolism. Tooth fairy mythologies make the loss of baby teeth and aging exciting. Gaps in smiles are soon filled, and the brain develops fully. I portray this shift through sculptural forms, inspired by my grandfather's dentistry career and a lifelong fixation on our inner construction. Dental observation reveals structural and symbolic parallels between teeth and neural activity. Finalizing this investigation is a rotted molar with a cavity caused by current affairs: fuzzed thoughts, mind overloaded.

Describe ways your sustained investigation developed through practice, experimentation, and revision.

Response:

My original concept compared the growth of teeth to the simultaneous aging of a body. While creating I became less literal; instead of scrutinizing the juvenile structures of baby teeth I reflected on a child's relationship with their teeth (#1-6). Abstracting further I connect tooth nerves to the similar structures of tree roots, and again to neural synapse shapes (#11-12). Similarly, layers of a tooth are represented in lightbulbs as a symbol for active thought (#9-10). This body of work contains all new media as I diverge from a past of exclusively 2-dimensional work.

Image 1

Sustained Investigation

Height: NA

Width: NA

Depth: NA

Materials:

Collage, fabric/dress variations, plaster cloth/air dry clay mask first draft

Process(es):

A dead tooth soul sketch, 1st version of tooth mask, drafts of the base dress & beginnings of final

Use of Digital Tool(s): No

Image 2

Sustained Investigation

Height: 25

Width: 30

Depth: 20

Materials:

Satin fabric, mesh, sheer fabrics, zipper, old bra strap adjusters

Process(es):

I remember the teeth I lost & imagine what a dead tooth with unfinished business would look like

Use of Digital Tool(s): No

Image 3

Sustained Investigation

Height: 12

Width: 15

Depth: 8

Materials:

Paper mache, air dry clay, acrylic paints, plaster cloth

Process(es):

My face as a dead molar, worn with the dress to complete the tooth ghost of youth

Use of Digital Tool(s): No

Image 4

Sustained Investigation

Height: NA

Width: NA

Depth: NA

Materials: NA

Process(es):

As a tooth ghost I climb a play structure, site of many of lost teeth and childhood activites

Use of Digital Tool(s): No

Image 5

Sustained Investigation

Height: NA

Width: NA

Depth: NA

Materials:

Yarn/paint/charcoal/ink sketch, plaster cloth, thread, stuffed pillow form

Process(es):

Plaster cloth draped over strings dangle from scrap metal, pillow is sewn organically & detailed

Use of Digital Tool(s): No

Image 6

Sustained Investigation

Height: 35

Width: 60

Depth: 22

Materials:

Found scrap metal, table legs, plaster cloth, fabric, stuffing, thread, acrylic paints, heat gun

Process(es):

A bed pillow and magical floating teeth, a stealthy tooth fairy visit, remembering youthful beliefs

Use of Digital Tool(s): No

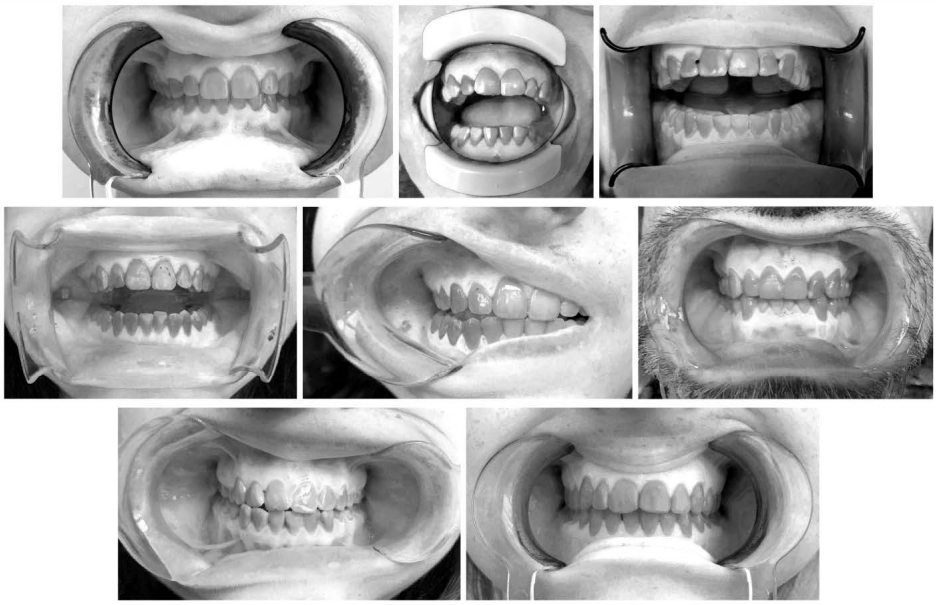

Image 7

Sustained Investigation

Height: NA

Width: NA

Depth: NA

Materials:

Plastic dental mouth openers, images printed on transparent paper

Process(es):

Took images of family and friends' teeth with mouth openers, exploring oral cavities firsthand

Use of Digital Tool(s): Yes

Digital Tool(s) used:

Photoshop, used to edit images of teeth to increase contrast and adjust color values in B&W

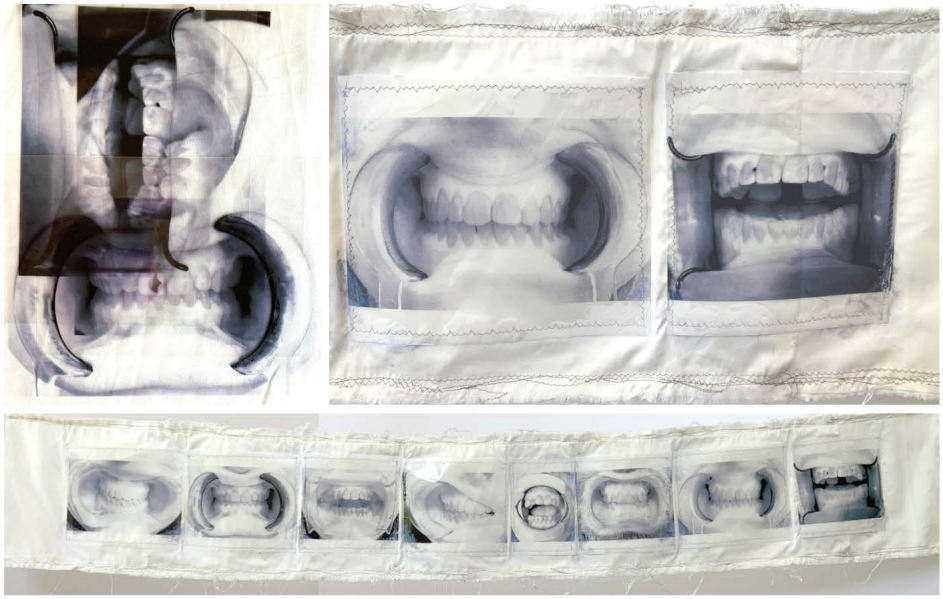

Image 8

Sustained Investigation

Height: 14

Width: 75

Depth: NA

Materials:

Fabric, thread, transparent paper, printer, white paint

Process(es):

Assembly of images, sewed banner with printed images to show the unique variation in mouths

Use of Digital Tool(s): No



Image 9

Sustained Investigation

Height: NA

Width: NA

Depth: NA

Materials:

Lightbulbs as a mold, digital and physical collage, burning to create shading on wooden display

Process(es):

Research on layers that make up a tooth, creating molds with plaster, and assembling the display box

Use of Digital Tool(s): No

Image 10

Sustained Investigation

Height: 31

Width: 42

Depth: 27

Materials:

Wood, screws, plaster cloth, acrylic paint, wired lightbulb, wire, sheer fabric, thread, wood dowels

Process(es):

Lightbulbs as cognition & ideas, also serve as layers of a tooth, connecting brain & teeth

Use of Digital Tool(s): No

Image 11

Sustained Investigation

Height: NA

Width: NA

Depth: NA

Materials:

Oil pastel/charcoal/paint, clay, high-fire crawling glaze, plaster cloth, wire

Process(es):

Connecting teeth nerves tree roots and neural synapses, ceramic investigation and root-form process

Use of Digital Tool(s): No

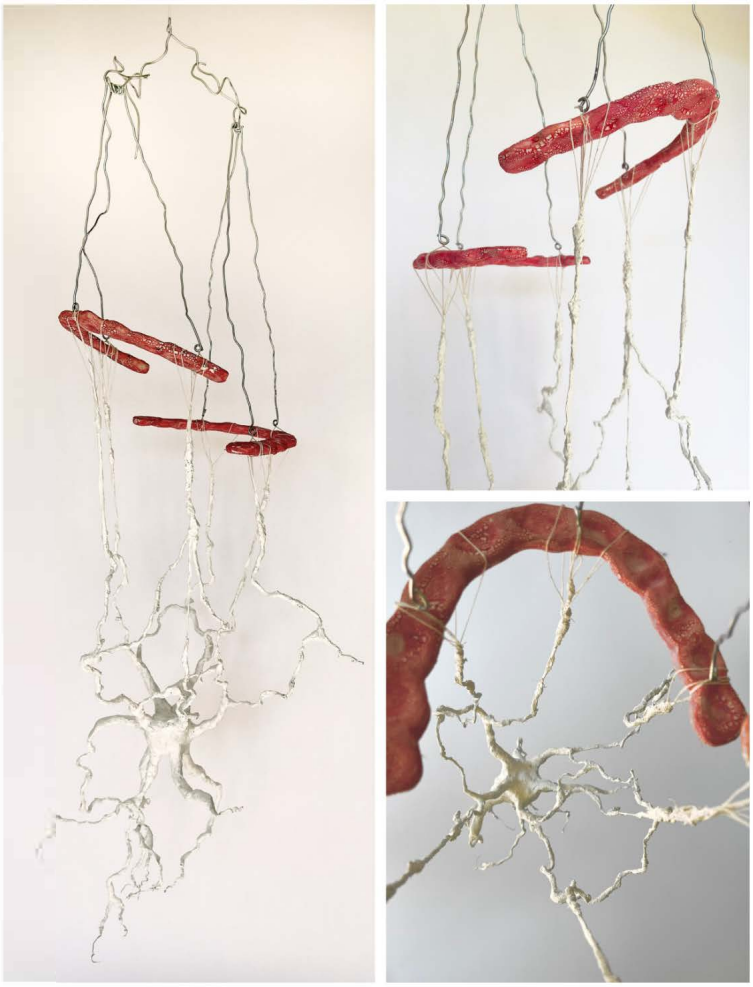

Image 12

Sustained Investigation

Height: 45

Width: 14

Depth: 10

Materials:

Clay, low-fire cobblestone glaze, acrylic paint, wire, plaster cloth, string

Process(es):

Nerves connected to the underside of gums, showing shared structures between tree roots & synapses

Use of Digital Tool(s): No

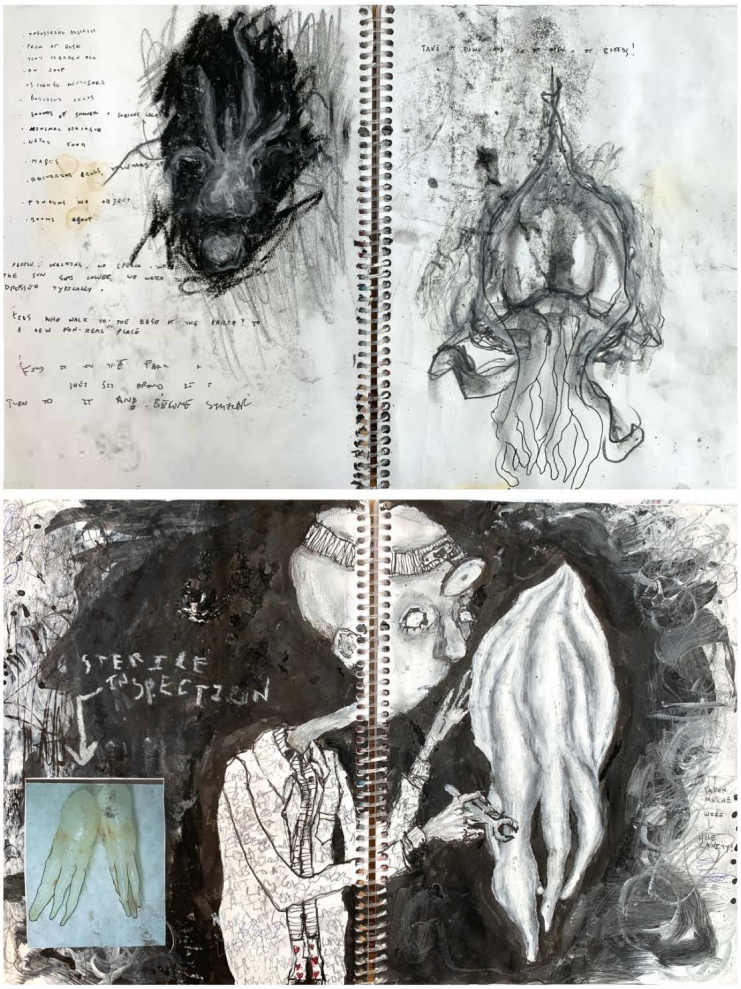

Image 13

Sustained Investigation

Height: NA

Width: NA

Depth: NA

Materials:

Charcoal/oil pastel/acrylic paint/collage

Process(es):

Drafting molar shape, inspiration from my grandfather's dentistry images, final structure beginnings

Use of Digital Tool(s): No

Image 14

Sustained Investigation

Height: 64

Width: 38

Depth: 35

Materials:

Wire, newspaper, glue-water mixture, flour-water mixture, acrylic & spray paint, wired lightbulb

Process(es):

A tooth dying from the inside, hole as a cavity to view the overwhelming human experience

Use of Digital Tool(s): No

Image 15

Sustained Investigation

Height: NA

Width: NA

Depth: NA

Materials: Closer view of headlines

Process(es):
Source of the cavity is inspected, deteriorating planet and people rotting the molar's core

Use of Digital Tool(s): No

Sustained Investigation–Score 3/3/3/3

Scoring Criteria	Score Rationale
Row A: **Inquiry** Score: 3 Written evidence **identifies** an inquiry that **guides** the sustained investigation. **AND** Visual evidence **demonstrates** the sustained investigation.	This portfolio earned a score of 3 because the written evidence identifies an inquiry into the “structural and symbolic parallels between teeth and neural activity.” The investigation is shaped by a personal fixation on “our inner construction” and is influenced by “my grandfather’s dentistry career” and early beliefs tied to “Tooth Fairy mythologies.” This authentic lens guides the development of the work, as seen in sculptural forms that reflect the transition from childhood to cognitive maturity. Images 3 and 14 explore the form of a rotted molar, described as a cavity caused by “fuzzed thoughts, mind overloaded.” Imagery in Images 11 and 12 connects nerves, tree roots, and synaptic structures, abstracting further from earlier literal interpretations. Image 10 uses lightbulbs to represent both “layers of a tooth” and “active thought.” Each image builds on the inquiry with vulnerability and curiosity, resulting in a cohesive investigation of internal systems, both physical and symbolic. **Summary:** The written evidence identifies a specific and evolving inquiry, and the visual evidence consistently supports and deepens that exploration. The sustained investigation images demonstrate a thoughtful progression from personal mythology to conceptual abstraction, fulfilling the criteria for a score of 3 in Row A.
Row B: **Practice, Experimentation, and Revision** Score: 3 Visual evidence of practice, experimentation, **AND** revision **demonstrates development** of the sustained investigation. **AND** Written evidence **describes how** the sustained investigation	This portfolio earned a score of 3 because the visual evidence of practice, experimentation, and revision clearly demonstrates the development of the sustained investigation across the body of work. Image 1 includes a “dead tooth soul sketch” alongside initial components of a wearable costume, which evolves into fully realized forms in Images 2 and 3. This development continues in Image 4, where the costume is worn and documented in a playground setting, reinforcing the conceptual connection to childhood memory and tooth loss. These images demonstrate a multi-step creative process that includes iterative building, material trials, and refined presentation. The written evidence further supports this by describing how the investigation shifted away from literal depictions

shows evidence of practice, experimentation **OR** revision.	to more abstract and conceptual connections, stating that “instead of scrutinizing the juvenile structures of baby teeth I reflected on a child’s relationship with their teeth.” This evolution is visually reinforced through changes in materials, formats, and the use of performance and installation. **Summary:** Visual evidence shows clear practice, experimentation, and revision, while the written evidence describes how the investigation evolved in both form and concept. The iterative development of imagery and ideas supports a score of 3 in Row B.
Row C: **Materials, Processes, and Ideas** Score: 3 **Visual relationships** among materials, processes, **AND** ideas are **evident** and **demonstrate synthesis.**	This portfolio earned a score of 3 because visual relationships among materials, processes, and ideas are evident and demonstrate synthesis across all images. In Images 13, 14, and 15, the concept of a “tooth dying from the inside” is developed through drawing, sculpting, and presentation. Image 13 presents early visual brainstorming through sketches and media studies. Image 14 shows the completed exterior of a large-scale, white tooth-like sculpture with a bold black cavity cut-out. Image 15 reveals the interior, filled with bands of collaged newspaper headlines and positioned to invite viewer interaction. The inclusion of a figure looking inside reinforces the intention to “inspect the source of the cavity.” Synthesis is demonstrated through material and process choices that support the conceptual focus. The tooth form is scaled to human proportions, encouraging engagement. The neutral, smooth exterior contrasts with the densely layered interior, mirroring the tension between outer appearance and internal complexity. Lighting inside the cavity further guides the viewer’s experience and emphasizes the conceptual narrative. **Summary:** Visual relationships among materials, processes, and ideas are intentionally developed and demonstrate synthesis. Thoughtful formal decisions work in service of the concept, supporting a score of 3 in Row C.
Row D: **3-D Art and Design Skills**	This portfolio earned a score of 3 because there is visual evidence of advanced 3d skills across all images.

Score: 3

Visual evidence of **good and advanced 3**-D skills.

This portfolio earned a score of 3 because it provides visual evidence of advanced 3-D skills across all images. A broad range of sculptural methods is demonstrated, including garment construction in Image 2, large-scale freestanding forms in Image 6, and suspended sculpture in Image 12. Each image reflects confident handling of materials and purposeful construction to support conceptual goals. Juxtaposition of textures, such as soft fabric against hard surfaces or smooth forms beside layered collage, contributes to both conceptual development and visual interest.

Structural integrity and surface resolution are consistently strong, with only minor distractions such as visible hardware in Image 12 and a power cord in Image 14. These do not detract significantly from the overall presentation. Across the investigation, the work shows careful craftsmanship, material fluency, and a high level of spatial awareness.

Summary: The portfolio demonstrates visual evidence of strong 3-D skills, including control of form, surface, and spatial relationships. Varied construction methods are applied with intention and technical proficiency, meeting the expectations for a score of 3 in Row D.



Work 1.1

Selected Works

Height: 37

Width: 30

Depth: 20

Idea(s):

I remember the teeth I lost & imagine what a dead tooth with unfinished business would look like

Materials:

Satin fabric, mesh, sheer fabrics, zipper, old bra strap adjusters, paper mache, clay, acrylic paint

Process(es):

From a sketch I create the costume, then climb a play structure, site of many lost teeth & youth

Use of Digital Tool(s): No

Work 1.2

Selected Works

Height: 37

Width: 30

Depth: 20

Idea(s):

I remember the teeth I lost & imagine what a dead tooth with unfinished business would look like

Materials:

Satin fabric, mesh, sheer fabrics, zipper, old bra strap adjusters, paper mache, clay, acrylic paint

Process(es):

From a sketch I create the costume, then climb a play structure, site of many lost teeth & youth

Use of Digital Tool(s): No

Work 2.1

Selected Works

Height: 31

Width: 42

Depth: 27

Idea(s):

Lightbulb as cognition & ideas, also serve as layers of a tooth, connecting brain & teeth

Materials:

Wood, screws, plaster cloth, acrylic paint, wired lightbulb, wire, sheer fabric, thread, wood dowels

Process(es):

Research on layers that make up a tooth, creating molds with plaster, and assembling the display box

Use of Digital Tool(s): No

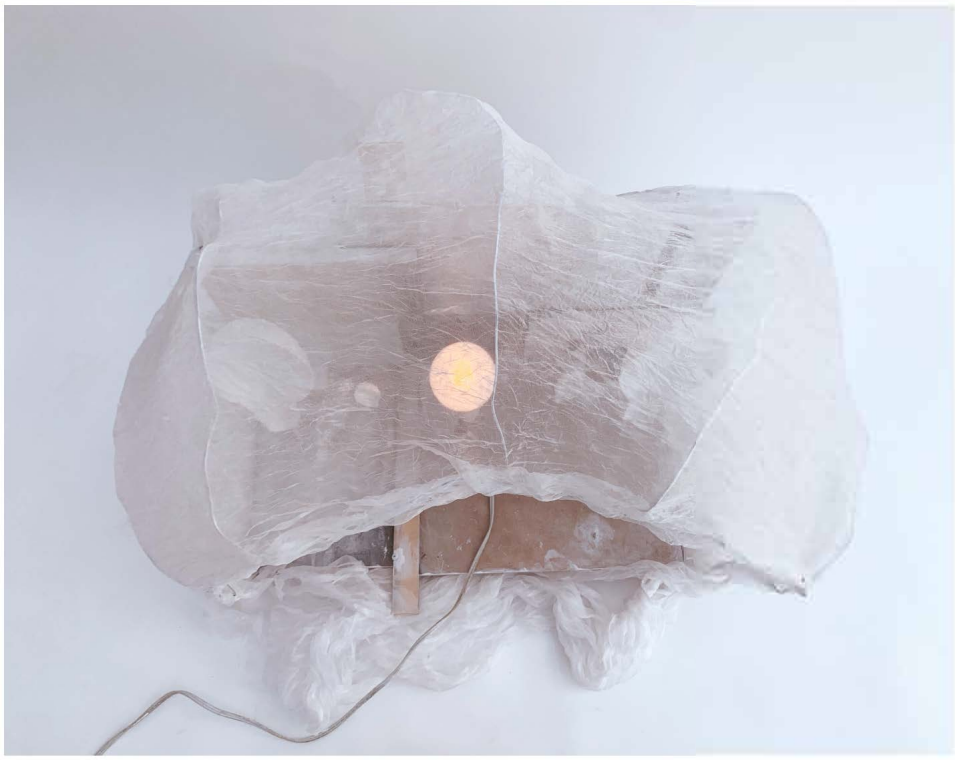

Work 2.2

Selected Works

Height: 31

Width: 42

Depth: 27

Idea(s):

Lightbulb as cognition & ideas, also serve as layers of a tooth, connecting brain & teeth

Materials:

Wood, screws, plaster cloth, acrylic paint, wired lightbulb, wire, sheer fabric, thread, wood dowels

Process(es):

Research on layers that make up a tooth, creating molds with plaster, and assembling the display box

Use of Digital Tool(s): No

Work 3.1

Selected Works

Height: 45

Width: 14

Depth: 10

Idea(s):

Nerves connected to the underside of gums, showing shared structures between tree roots and synapses

Materials:

Clay, low-fire cobblestone glaze, acrylic paint, wire, plaster cloth, string

Process(es):

Connecting teeth nerves tree roots & neural synapses, created empty gums & strung nerves like floss

Use of Digital Tool(s): No

Work 3.2

Selected Works

Height: 45

Width: 14

Depth: 10

Idea(s):

Nerves connected to the underside of gums, showing shared structures between tree roots and synapses

Materials:

Clay, low-fire cobblestone glaze, acrylic paint, wire, plaster cloth, string

Process(es):

Connecting teeth nerves tree roots & neural synapses, created empty gums & strung nerves like floss

Use of Digital Tool(s): No

Work 4.1

Selected Works

Height: 35

Width: 60

Depth: 22

Idea(s):

A bed pillow and magical floating teeth, a stealthy tooth fairy visit, remembering youthful beliefs

Materials:

Found scrap metal, table legs, plaster cloth, fabric, stuffing, thread, acrylic paints, heat gun

Process(es):

Plaster cloth draped over strings dangle from scrap metal, pillow is sewn organically & detailed

Use of Digital Tool(s): No

Work 4.2

Selected Works

Height: 35

Width: 60

Depth: 22

Idea(s):

A bed pillow and magical floating teeth, a stealthy tooth fairy visit, remembering youthful beliefs

Materials:

Found scrap metal, table legs, plaster cloth, fabric, stuffing, thread, acrylic paints, heat gun

Process(es):

Plaster cloth draped over strings dangle from scrap metal, pillow is sewn organically & detailed

Use of Digital Tool(s): No

Work 5.1

Selected Works

Height: 64

Width: 38

Depth: 35

Idea(s):

A tooth dying from the inside, the hole is a cavity to view our overwhelming human experience

Materials:

Wire, newspaper, glue-water mixture, flour-water mixture, acrylic & spray paint, wired lightbulb

Process(es):

Drafted molar shape, inspiration from grandfather's dentistry images, made in 2 halves, then fused

Use of Digital Tool(s): No

Work 5.2

Selected Works

Height: 64

Width: 38

Depth: 35

Idea(s):

A tooth dying from the inside, the hole is a cavity to view our overwhelming human experience

Materials:

Wire, newspaper, glue-water mixture, flour-water mixture, acrylic & spray paint, wired lightbulb

Process(es):

Drafted molar shape, inspiration from grandfather's dentistry images, made in 2 halves, then fused

Use of Digital Tool(s): No

Selected Works–Score 5

Scoring Criteria	Score Rationale
Writing Written evidence identifies materials, processes, and ideas.	This portfolio earned a score of 5 because the written evidence clearly identifies materials, processes, and ideas for each work. The materials listed include plaster cloth, fabric, wire, clay, paper, collage, and lightbulbs. Processes are described with specificity, including sketching, sewing, mold-making, and assembling sculptural forms. The ideas are conceptually focused and consistently articulated, such as the description of “a tooth dying from the inside” and the use of “a cavity to view our overwhelming human experience.” Each written entry establishes a strong connection between what is made, how it is made, and why, supporting the integration of concept and construction. **Summary:** Written evidence identifies materials, processes, and ideas in each work. These written responses clearly connect processes and materials to conceptual intentions, aligning with the criteria for a score of 5 in Row A.
2-D/3-D/Drawing Art and Design Skills Visual evidence of **advanced** 3-D **skills**.	This portfolio earned a score of 5 because visual evidence demonstrates advanced 3-D skills across all selected works. A wide range of sculptural formats—including masks, garments, installations, and illuminated forms—exhibit a highly developed application of 3-D design elements and principles. Work 1 displays variety and emphasis through contrasting textures and forms. In Work 3, line, color, and the interaction of occupied and unoccupied space are used intentionally and effectively. Work 5 demonstrates a sophisticated approach to interior and exterior space, where repetition and unity are established inside the cavity, while scale and emphasis define the outer form. Throughout the portfolio, forms are consistently well-constructed, spatially coherent, and physically stable. These works reflect a confident and highly developed application of 3-D art and design skills. **Summary:** Visual evidence demonstrates advanced 3-D skills across all selected works. The portfolio shows highly developed application of 3-D design elements such as form, space, and texture, as well as structural decision-making that results in physically stable, spatially engaging constructions. The consistent level of refinement and intentional use of

sculptural techniques aligns with the expectations for a score of 5.

Materials, Processes, and Ideas

Visual relationships among materials, processes, and ideas are **evident** and **demonstrate synthesis.**

Visual relationships among materials, processes, and ideas are evident and demonstrate synthesis in every selected work. In Work 1, a costume composed of a dress and mask is worn and photographed at a playground—identified in the written evidence as a “site of many lost teeth & youth”—to embody the concept of “a dead tooth with unfinished business.” The materials, including satin, mesh, and paper mache, as well as the pale color palette, visually reinforce the interpretation of the figure as tooth-like, merging symbolic intent with material execution.

In Work 3, suspended ceramic forms resembling gums are connected to linear elements made from acrylic paint, wire, plaster cloth, and string. These components are described in the written evidence as “nerves like floss,” visually linking the idea of dental anatomy with tree roots and neural synapses. The visual presentation—especially the inclusion of both a full view and detail image—supports the written explanation and makes the synthesis of materials, processes, and ideas clearly visible. Each work reflects a high degree of intentionality in combining conceptual purpose with technical choices.

Summary: Visual relationships among materials, processes, and ideas are consistently evident and demonstrate synthesis. The selected works show intentional, integrated decisions that unite conceptual meaning with material and procedural choices, meeting the criteria for a score of 5.